



Azimut S8

€3,495,000 • Antibes France • Used • 2023

Presented by

Justin Garwell
Phone: +44 (0) 1305 766504

JD YACHTS LIMITED
80 THE ESPLANADE
DT4 7AA WEYMOUTH
United Kingdom (UK)




Details

Make:	Azimut
Model:	S8
Year:	2023
Condition:	Used
Engine:	VOLVO PENTA IPS 1350, 1000 hp
Engine type:	
Fuel type:	Diesel
Length:	24.63 m (80.81 ft)
Beam:	5.55 m (18.21 ft)
Cabins:	0
Berths:	0



JD YACHTS
LIMITED



7zea.com

Description

ENG
2023. 3 x 1000 HP VOLVO PENTA IPS 1350
8 berths in 4 cabins plus crew
Lying: Antibes France

ENG
Extras

Additional Kohler generator 28 kW
Cockpit docking-manoeuving station
Double motorized shore power cord reel
Seakeeper stabilizer 18
Naviop upgraded Package (upgrade of standard package to include air conditioning controls)
Additional control for electric searchlight
Additional cleats in midship
Additional waterproof socket, inside the storage under the stairs to flybridge
Additional waterproof socket, inside the storage on the port step by the switch for the motorized shore power cord reel
Aft sunbathing cushions with adjustable backrests
Backrest for sunbathing cushion on bow flybridge
Bimini on flybridge (automatic)
Co-pilot seat on fly
Cover for garage door with logo
Electric blackout blind for glass roof in main deck
Electric searchlight with additional control
Flybridge furniture with sink, barbecue and icemaker
Fresh water connection for bow washing
Hatch on flybridge
Hauling/launching system for jet ski
Hauling/launching system for tender
Hidden lights on bow (nr. 4)
Luxury Lights package for exteriors
Manoeuvring lights on bow
Painted bow handrail in Island Volcanic Grey
Painted domes
Painted flybridge perimetric profile in Island Volcanic Grey
Painted radar mast and instruments
Prop speed on propulsion system
Shower on aft (removable)
Sofa on aft flybridge in Batyline fabric with hi-lo table convertible in sunbed (cushion included)
Spotlights on aft flybridge (n.6)
Sun shade sail in cockpit with two removable poles
Sun shade sail on bow with removable poles for lounging and sunbathing
Sunbathing cushions on bow with adjustable backrests
Table on bow with carbon finishing top
Teak on flybridge deck and bow area
Telescopic gangway
Underwater lights on sides (n.4 in total, n.2 for each side)
Underwater lights on transom (n.2)
Upgrade external standard cushions in Batyline fabric
Watertight hand control for anchor winch
Additional folding bed in crew cabin
Additional folding bed in starboard guest cabin
Additional sockets: in salon behind the sofa on starboard, in salon on the portside column base of the portside door, portside guest
Copilot seat at main helm
Designer table in dinette
Dimmed lights in lower deck
Domotic lights in salon
Luxury Lights package for interiors
Organized storage area under galley floor
Roman blinds in cabins (automatic in master cabin only)
Roman blinds in salon (automatic)

Safe in master cabin
Salon bar furniture with sink, refrigerator and icemaker
Dishwasher
Refrigerator and microwave oven in crew area (portside cabin)
Washer and dryer in crew cabin (two separate units)
Wine cooler for storage under galley floor
Garmin AIS 800 1 Garmin Platinum package 1

Standard Specification

Flybridge

Climbing ladder in stainless steel and GRP with teak steps and side handrail
GRP non-slip floor
Plexiglas flybridge screen with stainless steel supports
Fore sunbed area on port side with re- movable cushions for outdoors
Control station on starboard side with helm seat
Flybridge dashboard consisting of:
- VOLVO engine display
- Raymarine electronic navigation instruments Bronze version (up to serial no. 012)
- Garmin electronic navigation instruments (from serial no. 014)
- Engine throttles
- Adjustable steering wheel
- communication system VHF
- Bow thruster controls
- audible alarm controls
- Trim tab controls (intruder) built in the engine throttles
- 12 V socket
- Chain meter counter
- monitoring display

Cockpit

Access onboard from stern, starboard side
Two stainless steel aft gates
Teak floor
Scuppers
Mooring stations with:
- two T-head cleats
- two stainless steel chocks
- two 1700 W winches
- open winch controls
Two shore socket lockers, water connection, and shower on port side
One shore socket locker on starboard side
Installation of recommended tender and jet-ski:
- tender: Azimut-Pirelli J39 light (OPT see list)
- jet-ski: GTX LIMITED 300 (non-standard option and not included in list)

Platform/Garage

Carbon pivoting door to access the garage, size:
- closed: 3270 x 865 mm (128.74 x 34.06 in)
- open: 3270 x 2503 mm (128.74 x 98.54 in)
- rated capacity: 720 kg (1587.3 lb) provided with:
- platform floor in teak
- stern platform floor in teak
Double staircase (one per bulwark) to access the platform covered in teak
Manual emergency swimming ladder on starboard side

Wheelhouse

Saloon door (aft)
Pantograph door on port walk around The wheelhouse zone includes:

Helm seat with storage underneath
Carpeted floor
Ceiling with a pattern of panels on opaque black background
Lacquered mullions and opaque black window carters
LED technology lighting
Engine display
Large "C" shaped sofa on port side against the bulwark
One coffee table
One container cabinet located forward of the port side sofa
One large pouf on starboard side
One compartment containing the TV set lift mechanism
One cabinet containing tableware located between pouf and dining port side
Carpeted floor
Ceiling with a pattern of panels on opaque black background
Lighting with ceiling-mounted recessed LED strips and spotlights
Sockets
Air conditioning control panel
Air conditioning outlet and inlet grids built in the internal furnishing
Two panoramic windows on bulwarks
Side fabric curtains
Saloon door curtain in fabric

Bow

One 50 kg (110.2 lb) galvanized steel anchor
One 100-meter (328'1") galvanized steel chain, diameter 14 mm / 0.55 in)
Maneuver area composed of:
- two T-head cleats
- two stainless steel chocks
- one 3500 W winch
- open winch controls
One chain locker accessible through watertight hatch, with drainage and enough space to hold four fenders
Chain washing pump
Stainless steel anchor line anti-rubbing protections
One bow hatch
Two sunbed areas aft of the mooring area, with removable cushions in fabric for outdoors
One "C" shaped sofa aft of the sunbed area with removable cushions in fabric for outdoors
Three lockers under the sofa
Protective cover for cushions and sunbed areas
Four stainless steel glass racks (next to each sunbed area and at the sides of the sofa)
Grabrails with upper GRP insert
Two electric windscreen wipers

Galley

Sliding access door
Laminated floor
Avonite Milk White worktop
Double stainless steel sink
Induction type four-hob range
Silicone pot holder
Extractor hood with outwards extraction
194 l (6.85 cu.ft) fridge + 62 l (2.19 cu.ft) freezer
40 l (1.41 cu.ft) oven
Storage wall cabinets
Two portlights
Skylight
Ceiling with pattern of panels with perimeter frame
LED lighting
Sockets
Air conditioning system control panel
Air conditioning outlet and inlet grid built in the internal furnishing

Lobby and corridor

Carpeted floor
Carpeted steps

Lacquered ladder walls
Lacquered walls for corridor towards owner's cabin (aft)
Upholstered walls for corridor towards VIP cabin (fore), excluding lacquered port in front of the VIP cabin entrance
Handrail on stairs
Storage in the corridor under the ladder on port side of the owner's cabin access door
LED technology lighting

Owner's Cabin

Central entrance
Owner's bed at the center of the yacht, with foldaway bed base and storage locker below
Headboard
Mattress, pillows and bedspread
Two bedside tables with drawer
Two reading lights
Two fixed panoramic windows
Two openable round portlights built-in the panoramic windows
Venetian blinds
One chest of drawers on port bulwark
One chaise longue on starboard side
One storage cabinet located on starboard bulwark aft of the chaise longue
One bookcase on starboard side forward of the chaise longue
Large mirror in front of the bed
Carpeted floor
Lacquered wood-upholstered bulwarks
Ceiling with pattern of panels with perimeter frame
Main lighting with LED technology and dimmer
LED technology courtesy lighting
Sockets
Air conditioning system control panel
Air conditioning outlet and inlet grids built in the internal furnishing
Direct access to the dressing through hinged door aft of the cabin, port side
Direct access to the head through hinged door aft of the cabin, starboard side, independent access from owner's cabin
Washbasin in Vetro Freddo recessed under the top
Washbasin top in marble
Washbasin cabinet base with storage
Cabinet beside the washbasin cabinet base, with two open compartments and storage
Mirror with wall unit in the central part
Portlight
Venetian blind
Wall unit above portlight
TECMA toilet
Wood essence furniture
Floors and bulkhead upholstery in wood essence
Ceiling with pattern of panels with perimeter frame
LED technology lighting
Socket
Head accessories
A/C outlet grid
Air extractor
Shower enclosure with:
- glass and aluminum access door with towel holder built in the handle
- shower enclosure walls covered with laminate
- removable grating
- marble shower column
- thermostatic mixer
- hand-held and ceiling-mounted shower head
- watertight spotlights
- A/C suction grating

Owner's Dressing Room

Wardrobes equipped with hanger bar
LED lighting
Chest of drawers
Full length mirror
Floors and bulkhead upholstery in wood essence

Owner's head

Located aft of the owner's cabin, on starboard side.

Starboard side guest cabin

Two fixed single beds
Mattresses, pillows, and bedspreads
One bedside table with drawer
Two reading lights
One wardrobe with hanger bar and shelves
One fixed panoramic window
One round openable portlight, built in the panoramic window
Venetian blind
Carpeted floor
Lacquered wood-upholstered bulwarks
Ceiling with pattern of panels with perimeter frame
LED technology lighting
Sockets
Air conditioning system control panel
Air conditioning outlet and inlet grid built in the internal furnishing
Direct access to the head through hinged door at the aft side of the cabin

Starboard guest head

Access from starboard guest cabin and from central corridor
Washbasin in Vetro Freddo recessed under the top
Washbasin top in marble
Washbasin cabinet base
Mirror with wall unit in the central part
TECMA toilet
Portlight
Venetian blind
Wood essence furniture
Floors and bulkhead upholstery in wood essence
Ceiling with pattern of panels with perimeter frame
LED technology lighting
Socket

Port side guest cabin

Two fixed single beds
Mattresses, pillows, and bedspreads
Upholstered headboards
One bedside table with drawer
Two reading lights
One wardrobe with hanger bar and shelves
One fixed panoramic window
One round openable portlight, built in the panoramic window
Venetian blind
Carpeted floor
Lacquered wood-upholstered bulwarks
Paneled ceiling with perimeter frame
LED technology lighting
Sockets
Air conditioning system control panel
Air conditioning outlet and inlet grid built in the internal furnishing
Direct access to the head through hinged door at the fore side of the cabin

Port guest head

Independent access from port guest cabin
Washbasin in Vetro Freddo recessed under the top
Washbasin top in marble
Washbasin cabinet base
Cabinet beside the washbasin cabinet base, with two open compartments
Mirror with wall unit in the central part
TECMA toilet
Portlight
Venetian blind

Wood essence furniture

Floors and bulkhead upholstery in wood essence
Ceiling with pattern of panels with perimeter frame
LED technology lighting
Socket
Head accessories
A/C outlet grid
Air extractor
Shower enclosure with:
- glass and aluminum access door with towel holder built in the handle
- shower enclosure walls covered with laminate
- removable grating
- thermostatic mixer
- hand-held shower head
- watertight spotlights
- A/C suction grating

VIP cabin

Double bed at the center of the yacht, with foldaway bed base and locker below
Mattress, pillows and bedspread
Upholstered headboard
Two bedside tables without drawer underneath
Two reading lights
One wardrobe with hanger bars and shelves located on port side at the foot of the bed
One wardrobe with hanger bars and shelves located on starboard side at the foot of the bed
Two wall units, one on each side of the cabin
Two open compartments under the wall units
Full-height mirror in front of the bed
Two fixed windows
Two openable round portlights built-in the windows
Venetian blinds
Carpeted floor
Wood-upholstered bulwarks
Ceiling with pattern of panels with perimeter frame provided with openable safety hatch
LED technology main lighting
LED technology courtesy lighting
Sockets
Air conditioning system control panel
Air conditioning outlet and inlet grid built in the internal furnishing
Direct access to the head through hinged door aft of the cabin, starboard side

VIP head

Independent access from VIP cabin
Washbasin under top
Washbasin top in marble
Washbasin cabinet base with panels and shelves
Mirror with wall unit in the central part
Two open compartments
TECMA toilet
Portlight
Venetian blind
Wood essence furniture
Floors and bulkhead upholstery in wood essence
Ceiling with pattern of panels with perimeter frame
LED technology lighting
Socket
Head accessories
A/C outlet
Air extractor
Shower enclosure with:
- glass access door
- shower enclosure walls covered with laminate
- removable grating
- thermostatic mixer
- hand-held shower head
- watertight spotlights
- A/C suction grating

Commander's cabin

Access through the door located along the crew area corridor, port side
Single bed with storage underneath
Mattress, pillows and bedspread
One reading light
One wardrobe with hanger bar and shelves
Wall unit above the bed
Laminated floor
Portlight
Venetian blind
LED lighting
Socket
Air conditioning system control panel
Air conditioning outlet and inlet grid built in the internal furnishing

Crew / laundry area

The commander's cabin on port side
The crew head and the service compartment with washer/dryer at the center of the boat
The crew cabin on starboard side

Crew head

Access through a door located at the center of the crew area corridor.
Washbasin
Washbasin cabinet base with panels and shelves
Wall unit with panel and built-in mirror
TECMA toilet
Wood essence furniture
Laminated floor
LED lighting
Socket
Head accessories
Aspirator for air extraction, outwards
A/C outlet grid
Shower enclosure with:
- shower curtain
- removable grating
- shower head with flexible pipe

Crew cabin

Access through a door at the end of the crew area corridor, starboard side
Full size single bed with storage underneath
Mattress, pillows and bedspread
One reading light
One wardrobe with hanger bar and shelves
Wall unit
Laminated floor
Portlight
Venetian blind
LED lighting
Socket
Air conditioning system control panel
Air conditioning outlet grid built in the internal furnishing

Electric system

Shore-powered power supply
DC electric panel: Installed on fore bulkhead of the engine room
AC electric panel: Installed on fore bulkhead of the engine room
Auxiliary electric panel: Installed in the corridor area under the lower deck access ladder
Emergency control panel: Installed in the internal wheelhouse area
Battery cut-out/emergency/fire extinguishing system control panel: located in the cockpit

Dimmers for light switches in cockpit and saloon
Junction boxes in all areas.

General information

Make:	Azimut
Model:	S8
Year:	2023
Condition:	Used

Engine

Engine:	VOLVO PENTA IPS 1350, 1000 hp
Engine type:	
Fuel type:	Diesel

Measurements

Length:	24.63 m (80.81 ft)
Beam:	5.55 m (18.21 ft)
Deep:	1.75 m (5.74 ft)
Weight:	57680 ()

Accommodation

Cabins:	0
Berths:	0

Images



Image courtesy of JD Yachts



Image courtesy of JD Yachts



Image courtesy of JD Yachts



Image courtesy of JD Yachts



Image courtesy of JD Yachts



Image courtesy of JD Yachts



Image courtesy of JD Yachts



Image courtesy of JD Yachts



Image courtesy of JD Yachts



Image courtesy of JD Yachts



Image courtesy of JD Yachts



Image courtesy of JD Yachts



Image courtesy of JD Yachts



Image courtesy of JD Yachts



Image courtesy of JD Yachts



Image courtesy of JD Yachts



Image courtesy of JD Yachts



Image courtesy of JD Yachts



Image courtesy of JD Yachts



Image courtesy of JD Yachts



Image courtesy of JD Yachts



Image courtesy of JD Yachts



Image courtesy of JD Yachts



Image courtesy of JD Yachts



Image courtesy of JD Yachts



Image courtesy of JD Yachts



Image courtesy of JD Yachts



Image courtesy of JD Yachts



Image courtesy of JD Yachts



Image courtesy of JD Yachts



Image courtesy of JD Yachts



Image courtesy of JD Yachts



Image courtesy of JD Yachts



Image courtesy of JD Yachts




Image courtesy of JD Yachts



Image courtesy of JD Yachts



Image courtesy of JD Yachts



Image courtesy of JD Yachts



Image courtesy of JD Yachts



Image courtesy of JD Yachts



Image courtesy of JD Yachts



Image courtesy of JD Yachts



Image courtesy of JD Yachts



Image courtesy of JD Yachts



Image courtesy of JD Yachts



Image courtesy of JD Yachts



Image courtesy of JD Yachts



Image courtesy of JD Yachts



Image courtesy of JD Yachts



Image courtesy of JD Yachts



Image courtesy of JD Yachts



Image courtesy of JD Yachts



Image courtesy of JD Yachts



Image courtesy of JD Yachts




Image courtesy of JD Yachts

JD YACHTS LIMITED

80 THE ESPLANADE
DT4 7AA WEYMOUTH
United Kingdom (UK)

Phone: +44 (0) 1305 766504

<http://jdyachts.com>



 YACHTS.

The logo consists of a stylized 'JD' monogram in orange and white, followed by the word 'YACHTS.' in white, all set against a solid black rectangular background.