



Fairline Phantom 48

£439,950 • Torquay Verenigd Koninkrijk • Gebruikt • 2009

Gepresenteerd door

Justin Garwell
Phone: +44 (0) 1305 766504

JD YACHTS LIMITED
80 THE ESPLANADE
DT4 7AA WEYMOUTH
Verenigd Koninkrijk




Details

Fabrikant:	Fairline
Model:	Phantom 48
Jaar:	2009
Conditie:	Gebruikt
Motor:	Volvo Penta D9-575 EVC, 575 hp
Motor type:	
Brandstoftype:	Diesel
Lengte:	15.25 m (50.03 ft)
Breedte:	4.46 m (14.63 ft)
Cabins:	0
Ligplaatsen:	0



JD YACHTS
LIMITED



7zea.com

Omschrijving

ENG
2009. 2 x 575 HP Volvo Penta D9-575 EVC
6 berths in 3 cabins plus crew
Lying: Torquay UK
Owners Comments:
Antifouled and polished - January 2024

New anodes - January 2024

Engines Serviced - November 2023

Generator Serviced - November 2023

ENG
Extras

Air Conditioning Throughout
Blue Mood Lights to Cockpit
Dockmate 'Twist' Proportional System (New 2021)
Flybridge Bimini
Flybridge Wetbar with Grill, Sink & Fridge
Hydraulic Passarelle
JVC Sound System
Mastervolt Inverter
Onan Generator 7Kva
Raymarine AIS 700 (New 2021)
Raymarine Axiom Pro 12 Multifunction 12" Display to Both Helms (New 2021)
Raymarine DST810 0 Degree Depth, Speed, Temperature Transduced (New 2021)
Raymarine Evolution Authpilot (New 2021)
Raymarine i70 Multifunction Colour Displays to Both Helms (New 2021)
Raymarine Quantum 18" Radar (New 2021)
Satellite TV
Sharp Combi Microwave
SidePower Propotional Bow Thruster 120kg (New 2021)
SidePower Propotional Stern Thruster 100kg (New 2021)
Silent Electric Flush toilets
Solid Oak Flooring in Saloon
Teak Laid Bathing Platform
Teak Laid Cockpit
Teak Laid Flybridge
Upgraded Domestic 88L Cool Box & Freezer (New 2021)
Washer/ Dryer

Standard Specification

Hullform And Construction

All gel coat and glass fibre hand laid with unidirectional, biaxial and woven rovings
Deep 'V' forward; 18° deadrise aft
Design, layout and detailing by the Fairline Design Team.
Naval architecture and structural engineering by Bernard Olesinski
Full length moulded spray deflectors
Hull/deck join bolted and bonded
Integrally moulded engine bearers
Isophthalic gel coat backed by isophthalic resin-rich powder-bound glass mat
The deck incorporates polyurethane foam cores for high strength and excellent thermal insulation
The integral bathing platform gives the boat a longer waterline length for improved performance, particularly at reduced power settings
The propellers are set in semi-tunnels enabling the engines to be located further aft, also reducing draught and improving efficiency by reducing the shaft angle

Transverse and longitudinal strengthening stringers throughout hull

Deck

Anchor chain locker
Anchor winch (electric)
Anchor winch controls
Calibrated anchor chain
External covers to windscreen
Full set of IMCO navigation lights
Hot and cold water transom shower
Moulded non-slip deck surface
Recessed self-draining area on foredeck for coachroof sun cushions
Riding light
Rubbing strake
Self-stowing through-hull Delta® anchor
Stainless steel bow, spring and stern cleats
Stainless steel bow fairlead(s)
Stainless steel grab rail(s) on each transom wing
Stainless steel handrails
Stainless steel hull protection plate under bow
Stainless steel pulpit
Teak laid bathing platform
Telescopic boarding ladder to bathing platform
Toughened glass curved windscreen
Transom gate from cockpit to integral bathing platform
Twin horns
Water filler(s)
Windscreen washers
Windscreen wipers

Flybridge And Second Helm Position

12v heavy duty weatherproof socket
Access hatch
Acrylic dodgers
Adjustable/tilt steering wheel
Adjustable bolstered helm seating
Bilge pump warning lights and audible alarms
Bowthruster controls
Companion seating to helm
Drinks holders
Echosounder and speedometer/distance log repeater(s) with sea water temperature read out
Electronic single-lever throttle and gear controls for port and starboard engines
Flybridge bar with sink and refrigerator
Helm position indicator
High speed magnetic compass
Instrument covers
Moulded non-slip deck surface
Powered steering
Remote anchor winch controls
Remote control searchlight with controls at both helm stations
Repeat autopilot controls
Repeat engine bay fire extinguisher controls
Repeat flybridge engine instrumentation, controls and electronics
Stainless steel handrails
Teak laid oversize flybridge steps
Trim tab controls
Upholstered seating area with table, convertible to cushioned sunbathing area
VHF radio telephone incorporating intercom
Wind-deflecting screen with grab rail

Aft Cockpit/transom

12v heavy duty weatherproof socket
Access hatch to engine room

Aft cockpit enclosure covers
Bathing platform lights
Cockpit lights
Dedicated aft cabin access separate from cushioned rear seating
Emergency fuel shut-off valves
Engine bay access hatch with stainless steel pneumatic support struts
Engine bay fire extinguisher control
Manual bilge pump(s)
Stainless steel framed sliding door to main saloon
Teak laid floor throughout self-draining cockpit
Warp lockers

Main Helm Position

12v socket
Adjustable/tilt steering wheel
Adjustable air vents
Autopilot
Bilge pump switches with integral operating warning lights and audible alarms
Bolstered helm seat(s)
Bowthruster controls
Controls for engine bay fire extinguisher system
Electronic single-lever throttle and gear controls for port and starboard engines
Folding foot plinth
Fuel gauges
Full engine instrumentation including; tachometers, oil pressure gauges, temperature gauges, battery condition indicators, audible alarms and engine hour meters
Helm position indicator
High speed magnetic compass
Mood lighting
Opening side window (manual)
Powered steering
Red night-light illumination to helm
Remote anchor winch controls
Searchlight controls
Switches for navigation and riding lights, windscreen wipers and engine bay extractor fans
Trim tab controls

Main Saloon

Aerial and connections for television
Cocktail table converts electrically to dining table
Freestanding 2 seat sofa
Full-height standing headroom
Halogen ceiling lights
Handrail
Sideboard to port housing LCD TV, DVD/CD/Radio and optional refrigerator
Sofa

Galley

Crockery stowage in sideboard
Electric ceramic/halogen hob
Extractor fan
Foundations® work surface with covers
Halogen ceiling lights
Integrated waste bin
Lacquered cupboard doors
Microwave oven
Refrigerator with integral icebox with automatic 24v/240v changeover
Sink with hot and cold mixer tap
Underfloor stowage hold or optional freezer
Work surface lights

Master Stateroom

Access to AC/DC distribution panel
Access to en suite bathroom

Drawers to starboard with optional LCD television
Full-height standing headroom
Full width master stateroom with triple portrait feature windows - port and starboard
Halogen ceiling lights
Mirror
Oversized double bed
Reading lights
Twin bedside tables
Upholstered bedhead
Wardrobe(s)

Master En Suite Bathroom

220v/240v shaving point
Automatic shower tray pump-out system
Electric silent-flush freshwater toilet
Extractor fan
Avonite® vanity unit locker and basin with hot and cold pressurised water
Full set of bathroom fittings
Full standing height shower with solid teak gratings and hinged door
Halogen ceiling lights
Lockers (overhead)
Mirror
Stainless steel opening porthole(s) with flyscreen

Forward Stateroom

Access to en suite bathroom
Bedside stowage
Drawer(s) under bed with integrated linen box
Halogen ceiling lights
Large hatch(es) with flyscreen and concealed blinds to foredeck
Lockers (overhead)
Mirror
Oversized double bed
Reading lights
Stainless steel opening porthole(s) with flyscreen
Wardrobe(s)

Starboard Guest Cabin

Bedside stowage
Full length pullman berths to upper and lower bunks to provide maximum cabin flexibility
Halogen ceiling lights
Mirror
Reading lights
Stainless steel opening porthole(s) with flyscreen
Wardrobe(s)

Shower/ Head Compartments

220v/240v shaving point
Automatic shower tray pump-out system
Electric silent-flush freshwater toilet
Extractor fan
Foundations® or Avonite® vanity unit locker and basin with hot and cold pressurised water
Full set of bathroom fittings
Full standing height shower with solid teak gratings and hinged door
Halogen ceiling lights
Lockers (overhead)
Mirror
Stainless steel opening porthole(s) with flyscreen

Electrical Systems

All 240v, 24v and 12v circuits (where applicable) protected by circuit breakers with main electrical load control panel
Battery isolating switches
Heavy duty circuit breakers

Isolating switches to all batteries
 Onan generator 7kVA
 24 Volt:
 Batteries - 2 x 180Ah 'sealed for life' for domestic supply
 Batteries - 4 x 180Ah 'sealed for life' for engine starting
 240 Volt:
 Polarity check and earth leakage protection system
 Regulated battery charger 100amp for all batteries
 Shore power supply

Engines And Sterngear

Access through cockpit hatch
 Aerodynamically designed engine air intakes
 Automatic bilge pumps for forward bilge, engine bay and rudder bay with manual 'on' override
 Automatic engine bay fire extinguisher system
 Balanced rudders
 Cathodic protection
 Dripless shaft seals
 Electric engine bay fan(s)
 Electric trim tabs with cathodic protection
 Engine bay lights
 Engine room soundproofing
 Exhaust overheat warning system
 High capacity emergency manual bilge pump system with changeover valves
 High corrosion-resistant TEMET shafts
 Manganese bronze 'P' brackets
 Manganese bronze propellers contra-rotating
 Sea cocks on all inlets/outlets below waterline
 Water cooled through-hull engine silencers

Fuel System

Changeover valve system to permit each engine to draw fuel from, and return fuel to, either tank
 Emergency fuel shut-off valves accessible via cable-operated remote control
 Fuel filler splash stop and anti-foaming device
 High capacity water separators and fuel filters
 Individual fillers and vents to port and starboard
 Marine grade alloy fuel tanks x 2

Freshwater System

Automatic, pressurised supply
 Calorifier hot water system
 Water tank(s)

Algemene informatie

Fabrikant:	Fairline
Model:	Phantom 48
Jaar:	2009
Conditie:	Gebruikt

Motor

Motor:	Volvo Penta D9-575 EVC, 575 hp
Motor type:	
Brandstoftype:	Diesel

Afmetingen

Lengte:	15.25 m (50.03 ft)
Breedte:	4.46 m (14.63 ft)
Diep:	1.12 m (3.67 ft)
Gewicht:	15600 ()

Accommodatie

Cabins:	0
Ligplaatsen:	0



Image courtesy of JD Yachts



Image courtesy of JD Yachts



Image courtesy of JD Yachts



Image courtesy of JD Yachts



Image courtesy of JD Yachts



Image courtesy of JD Yachts



Image courtesy of JD Yachts



Image courtesy of JD Yachts



Image courtesy of JD Yachts



Image courtesy of JD Yachts



Image courtesy of JD Yachts



Image courtesy of JD Yachts



Image courtesy of JD Yachts



Image courtesy of JD Yachts



Image courtesy of JD Yachts



Image courtesy of JD Yachts



Image courtesy of JD Yachts



Image courtesy of JD Yachts



Image courtesy of JD Yachts



Image courtesy of JD Yachts



Image courtesy of JD Yachts



Image courtesy of JD Yachts



Image courtesy of JD Yachts



Image courtesy of JD Yachts



Image courtesy of JD Yachts



Image courtesy of JD Yachts



Image courtesy of JD Yachts



Image courtesy of JD Yachts



Image courtesy of JD Yachts



Image courtesy of JD Yachts



Image courtesy of JD Yachts



Image courtesy of JD Yachts



Image courtesy of JD Yachts



Image courtesy of JD Yachts



Image courtesy of JD Yachts



Image courtesy of JD Yachts



Image courtesy of JD Yachts



Image courtesy of JD Yachts



Image courtesy of JD Yachts



Image courtesy of JD Yachts




Image courtesy of JD Yachts



Image courtesy of JD Yachts



Image courtesy of JD Yachts



Image courtesy of JD Yachts



Image courtesy of JD Yachts



Image courtesy of JD Yachts



Image courtesy of JD Yachts



Image courtesy of JD Yachts



Image courtesy of JD Yachts



Image courtesy of JD Yachts



Image courtesy of JD Yachts



Image courtesy of JD Yachts




Image courtesy of JD Yachts



Image courtesy of JD Yachts



Image courtesy of JD Yachts



Image courtesy of JD Yachts



Image courtesy of JD Yachts



Image courtesy of JD Yachts



Image courtesy of JD Yachts



Image courtesy of JD Yachts



Image courtesy of JD Yachts



Image courtesy of JD Yachts



Image courtesy of JD Yachts



Image courtesy of JD Yachts



Image courtesy of JD Yachts



Image courtesy of JD Yachts



Image courtesy of JD Yachts



Image courtesy of JD Yachts



Image courtesy of JD Yachts



Image courtesy of JD Yachts



Image courtesy of JD Yachts



Image courtesy of JD Yachts



Image courtesy of JD Yachts



Image courtesy of JD Yachts




Image courtesy of JD Yachts



Image courtesy of JD Yachts

JD YACHTS LIMITED
80 THE ESPLANADE
DT4 7AA WEYMOUTH
Verenigd Koninkrijk
Telefoon: +44 (0) 1305 766504
<http://jdyachts.com>



 YACHTS.